

24<sup>TH</sup> ANNUAL GLOBAL  
NAUTICAL SYSTEMS

# USER CONFERENCE



## Reporting & Analytics

John Hathaway


Angelos Apostolopoulos

Bibhas Sarkar

08/28/2024

Presented by





# GET ON THE LEADERBOARD!

REMINDER: You can earn points during this session! Submit your questions, answer polls and leave feedback on this presentation through the NSUC24 mobile app.

The more you use the app, the more points you earn. Winners will be announced daily.



# John Hathaway

Director, Product Management

I joined ABS in 2007 from an NS customer to shape the direction of our products. Product is my passion – continuously improving our fleet management suite to solve key business needs of our customers.



# Bibhas Sarkar

Director, Technology Applications

Been pivotal in designing and leading technical teams to achieve business goals for over 28 years.





## Angelos Apostolopoulos FICS, PMP®

### Senior Product Manager

- Proud to be a part of the ABS Wavesight family for the second year
- Based in Piraeus, the heart of the world's largest ship management hub
- Passionate about driving Digital Transformation in Maritime for the past 20 Years

# On Demand Reporting

On Demand Reporting

Report Type **Module** Concept Category

My Reports Show Hidden Reports Maintenance & Purchasing Crew Management Payroll HSQE General Data

**Crew Management**

Annual Project Report	Availability Status
Certificate of Training	CG-705A Privacy Act Statement
Crew ID card	Crew Replacement
Employment Eligibility Verification	Fleet Assignment List by Position
Gangway Log	Generic Crew List
IMO Crew List - Departure	Individual Personnel Performance Review
Manning and Licensing Projections	Manning and Position Requirements
Overtime and Penalty Pay Recap Report	Particulars of Discharge
Performance Review	Personal Data
Position Qualification Analysis (Embarkation)	Position Qualification Analysis (Personnel)

- A "one stop shop" for all standard reports across all modules
- Users can select their own fields and filters from standard data sets
- Users can create and save their own reports or publish them to others

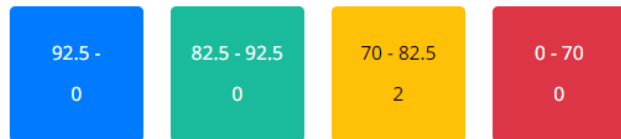
# Insight BI

Company Accident Free Days: Others: 0 (0), Obriens Oil Pollution Service: 0 (0), Aurora Class: 0 (0), Photobition Walport Limited: 0 (0), Ventura Cl...

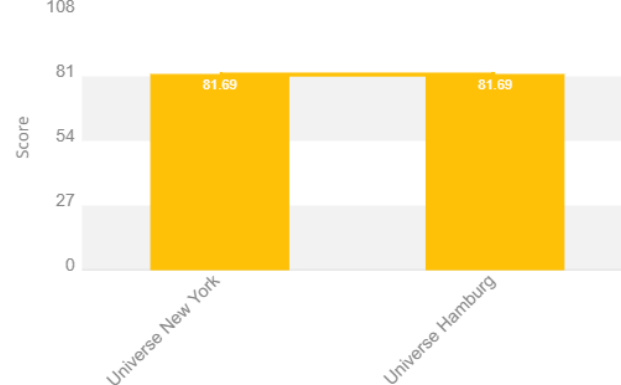
Accident Free Days: 0 (0)

81.69

Team E - CSCL4250 / 5100 Overall Performance



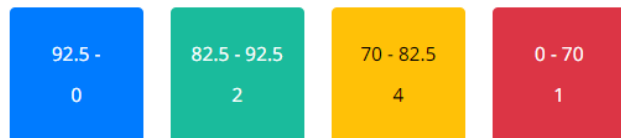
Top 5 Team E - CSCL4250 / 5100



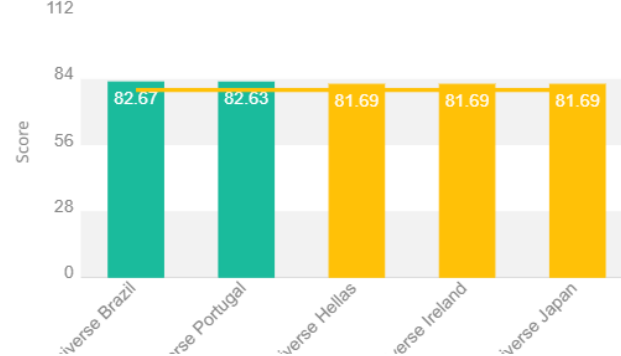
Accident Free Days: 0 (0)

79.34

Northern Class Overall Performance



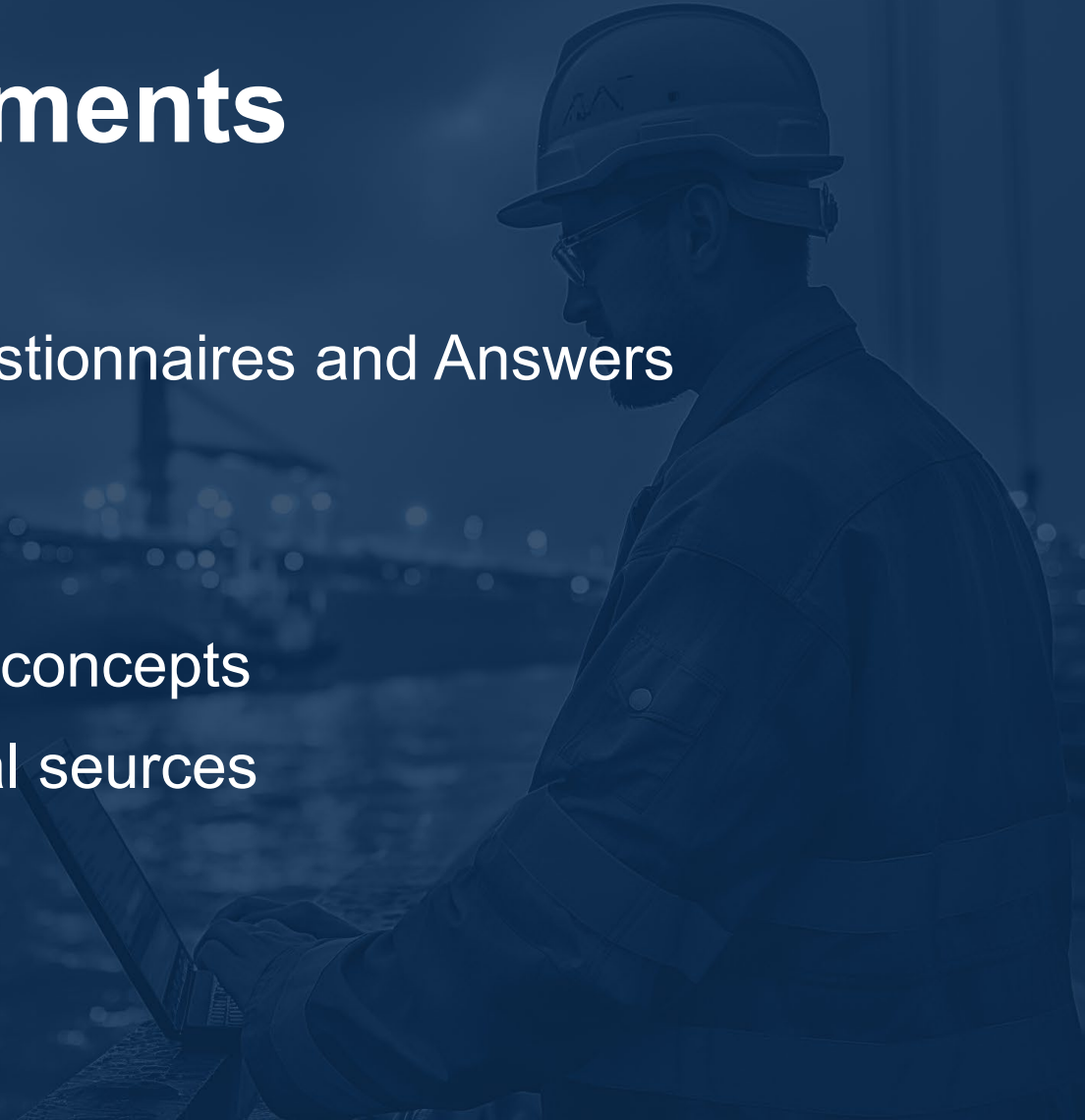
Top 5 Northern Class



- Industry-standard BIMCO KPIs
- Over 300 Performance Indicators across all modules
- Fleet overview of Vessel Scores
- Vessel Scorecards
- Detailed Analysis of Findings and Observations from Internal & External Audits

# Planned Enhancements

- Transition to 'new' ODR
- Reporting and Trending of Questionnaires and Answers
- Reporting on eLogs data
- Reporting on IoT Data
- Reporting across modules and concepts
- Incorporating data from external sources






# Your Priorities ...

- Would you prefer to create reports in ODR (report designer) or access the data from external systems for reporting?
- Do you have a data lake/data warehouse for reporting?
- Would you prefer ODATA-style APIs to populate your data warehouse or BI solution (Power BI, Tableau, etc.)
- What is your #1 challenge in reporting or accessing data from NS?





## How many points did you get?

Use the NSUC app leaderboard to check your score and keep participating throughout the conference for a chance to win prizes (and bragging rights)!

## #NSUC24



24<sup>TH</sup> ANNUAL GLOBAL  
NAUTICAL SYSTEMS

# USER CONFERENCE

